


City & County of San Francisco
London N. Breed, Mayor



Office of the City Administrator
Carmen Chu, City Administrator
Christopher Liverman, Chief Medical Examiner
Office of the Chief Medical Examiner

February 22, 2022

The Honorable London N. Breed, Mayor
City and County of San Francisco

The Honorable Shamann Walton, President
Board of Supervisors

Grant Colfax, M.D., Director
Department of Public Health

Subject: Report on Accidental Overdose Deaths

Dear Mayor Breed, President Walton, and Director Colfax:

The enclosed report includes preliminary data of accidental overdose deaths in the City and County of San Francisco from the recent four months of October 1, 2021, to January 31, 2022. This report satisfies the ordinance's reporting criteria. For your reference, reports of preliminary data of accidental overdose deaths from January 1, 2021, to January 31, 2022, are enclosed. The preliminary number of accidental overdose deaths in January 2022 is 46.

The reports are published by the Office of the Chief Medical Examiner (OCME), Forensic Laboratory Division, to comply with local and state reporting guidelines and further OCME's mission to provide neutral data to inform policymakers. Please note, these results are preliminary as of testing to February 15, 2021, and are subject to change as the OCME finalizes the manner and cause of each death. These reports are not intended to replace other death statistics within the City that rely on finalized death certificates.

Pertinent for accurate use of these reports is understanding the source of the data and its subsequent summarization process. Decedent demographic and case information were obtained from the OCME case management system. Additionally, specific details from investigator narratives, forensic toxicology results, and where available, preliminary autopsy findings, were utilized. Collected demographic information included race, gender, age, fixed address status, and locations of residence and death.

Due to their significance in accidental overdose deaths, the reported drugs for open cases were specific to fentanyl, heroin, medicinal opioids, methamphetamine and cocaine. Their detection in blood was captured to best determine relevance in each case. Medicinal opioid-positive cases required the presence of codeine, hydrocodone, oxycodone, morphine, hydromorphone, oxymorphone, buprenorphine, tramadol, and/or methadone. Heroin determination was more closely evaluated, requiring the presence of specific heroin markers in blood or urine, expected morphine to codeine ratios, and/or case details consistent with heroin use. Closed casework included any drug-involved accidental overdose where the death has been certified.

Sincerely,

A handwritten signature in blue ink, appearing to read "Luke N. Rodda".

Luke N. Rodda, Ph.D. MRACI CChem
Chief Forensic Toxicologist and Director, Forensic Laboratory Division

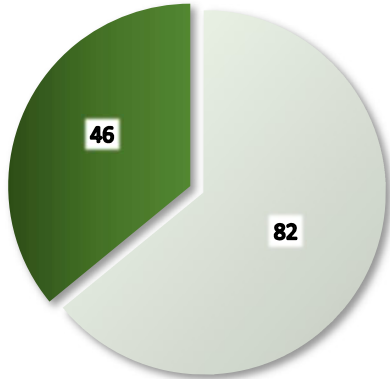
cc: Office of the City Administrator
enclosures: Preliminary Accidental Drug Overdose Data Report for January 2022
Preliminary Accidental Drug Overdose Data Reports for January 2021 through December 2021

**Preliminary Accidental Drug Overdose Data Report for
January 2022**

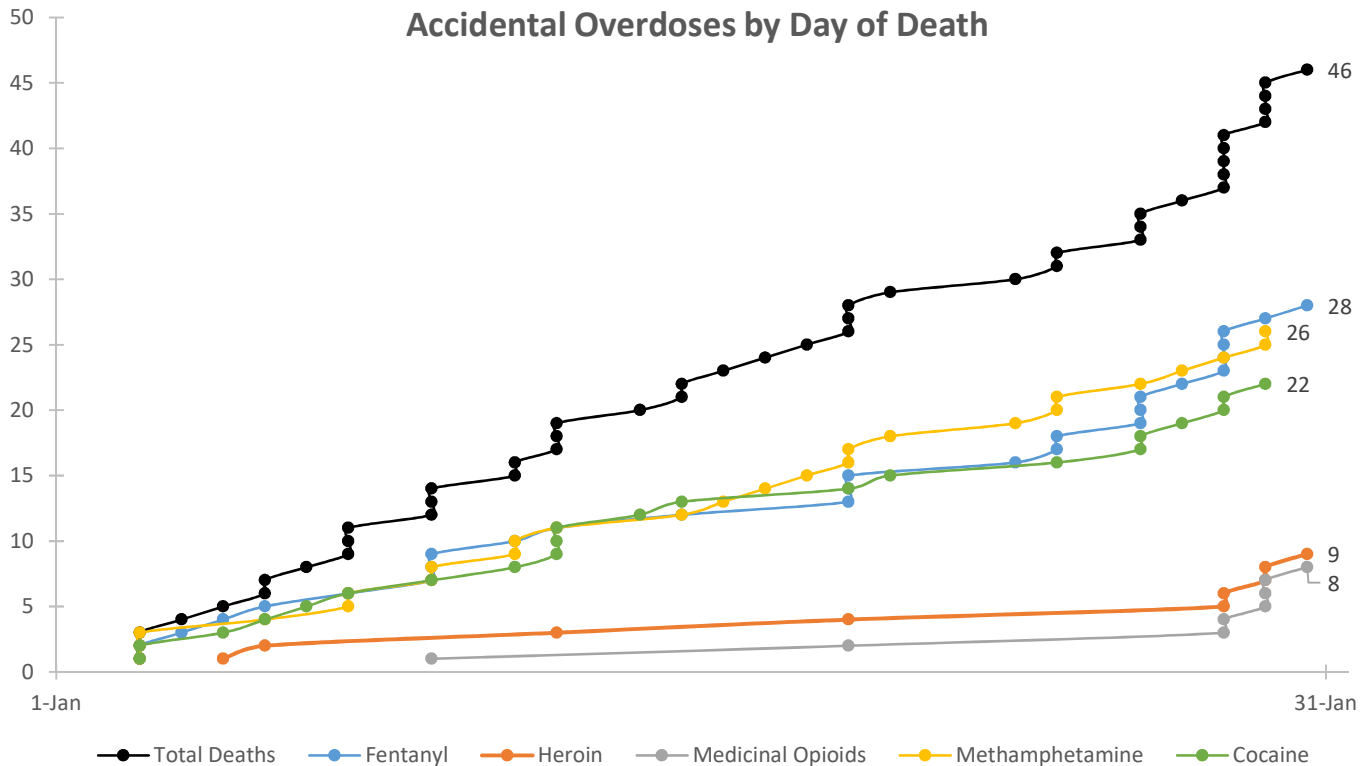
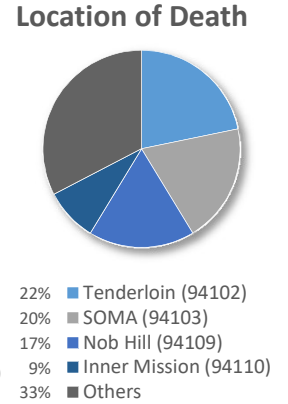
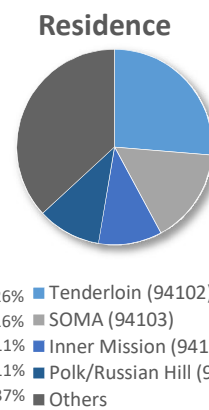
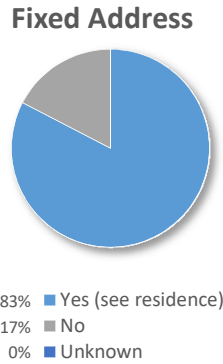
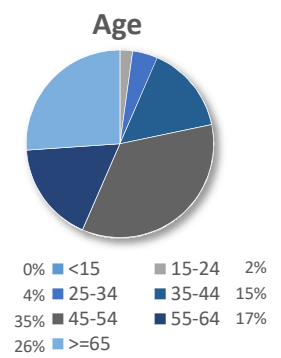
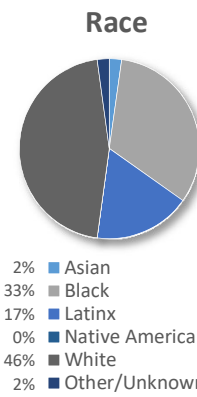
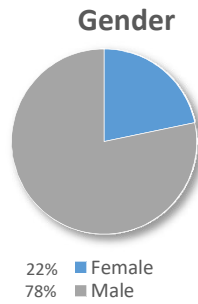


Preliminary Accidental Drug Overdose Data Report
as of testing to February 15, 2022

JANUARY 2022



64.06% Other Causes
35.94% Acc. Overdoses Open
0.00% Acc. Overdoses Closed



"Acc. Overdoses Open" cases do not have a final cause and manner of death classification; "Acc. Overdoses Closed" cases have a final cause and manner of death classification.
 "No fixed address" denotes community members who may be experiencing homelessness.
 "Residence" denotes address where decedent lived; "Location of Death" denotes the location where death was declared. For "Residence" and "Location of Death", the 4 most affected neighborhoods are represented, the "Others" category refers to all other zip codes within the City and County of San Francisco and any of out county residences.
 "Gender" refers to gender at time of death.
 "Total Deaths" denotes Accidental Overdoses where one or more drugs contribute to the cause of death; however, every point for each drug series is inclusive, but not necessarily exclusive, of that drug. "Total deaths" represents all accidental overdoses including ones for drugs not specified above.

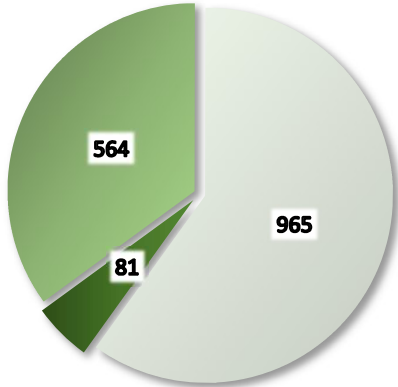
PLEASE NOTE THIS DATA IS PRELIMINARY INFORMATION AND SUSCEPTIBLE TO CHANGE

**Preliminary Accidental Drug Overdose Data Reports for
January 2021 through December 2021**



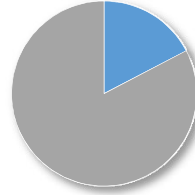
Preliminary Accidental Drug Overdose Data Report
as of testing to February 15, 2022

JAN-DEC 2021



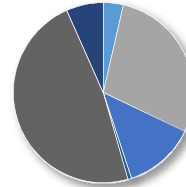
59.94% Other Causes
5.03% Acc. Overdoses Open
35.03% Acc. Overdoses Closed

Gender



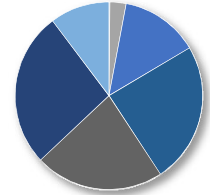
17% Female
83% Male

Race



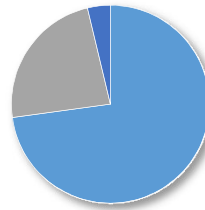
4% Asian
29% Black
13% Latinx
1% Native American
48% White
7% Other/Unknown

Age



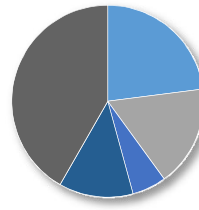
0% <15
3% 15-24
13% 25-34
24% 35-44
22% 45-54
27% 55-64
10% >=65

Fixed Address



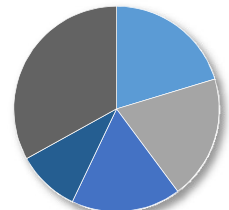
73% Yes (see residence)
23% No
4% Unknown

Residence



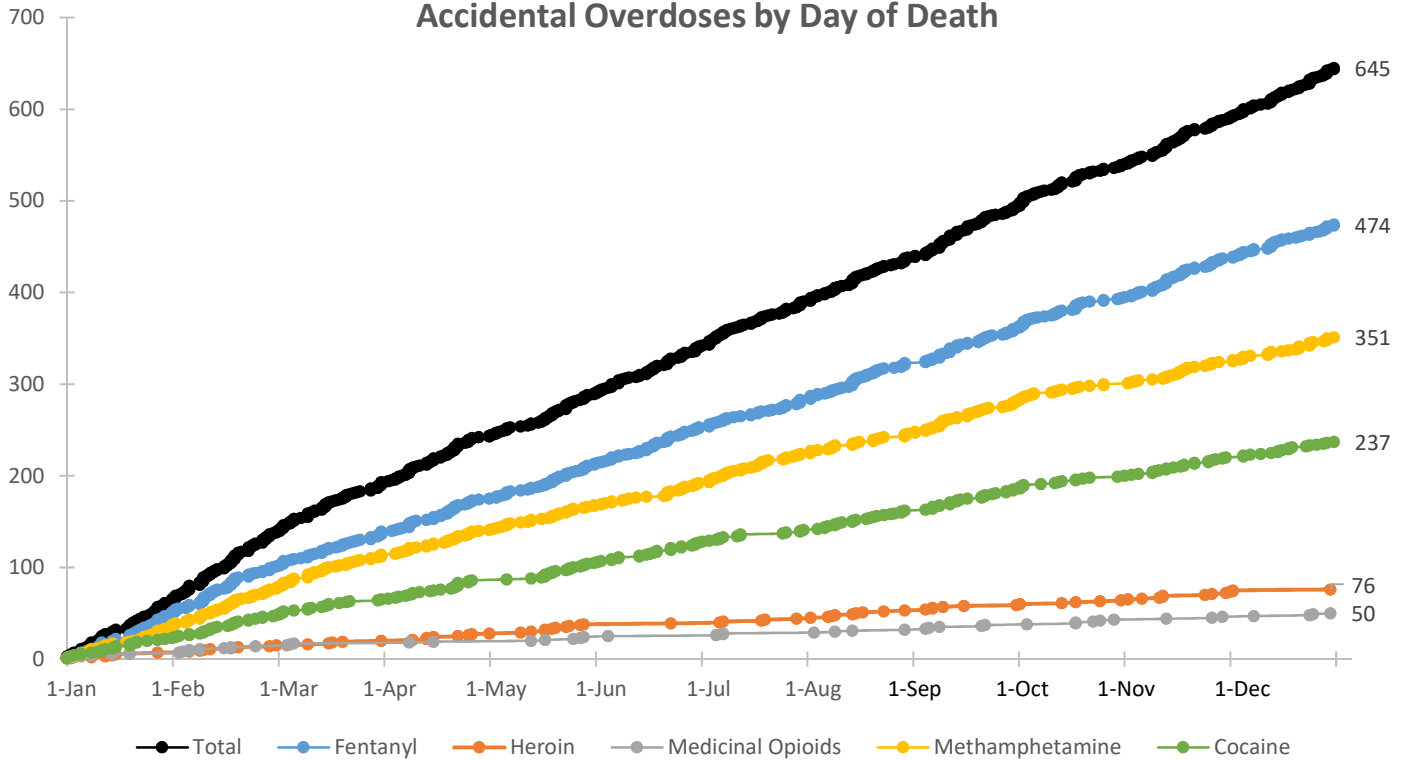
23% Tenderloin (94102)
17% SOMA (94103)
6% Inner Mission (94110)
13% Nob Hill (94109)
42% Others

Location of Death



20% Tenderloin (94102)
20% SOMA (94103)
17% Nob Hill (94109)
10% Inner Mission (94110)
33% Others

Accidental Overdoses by Day of Death



"Acc. Overdoses Open" cases do not have a final cause and manner of death classification; "Acc. Overdoses Closed" cases have a final cause and manner of death classification.

"No fixed address" denotes community members who may be experiencing homelessness.

"Residence" denotes address where decedent lived; "Location of Death" denotes the location where death was declared. For "Residence" and "Location of Death", the 4 most affected neighborhoods are represented, the "Others" category refers to all other zip codes within the City and County of San Francisco and any of out county residences.

"Gender" refers to gender at time of death.

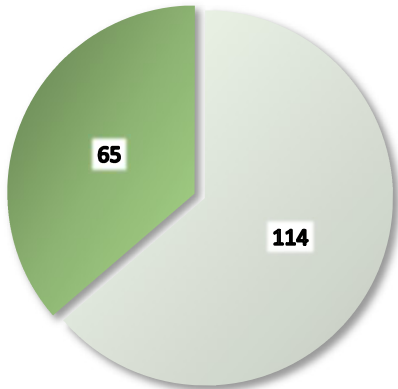
"Total Deaths" denotes Accidental Overdoses where one or more drugs contribute to the cause of death; however, every point for each drug series is inclusive, but not necessarily exclusive, of that drug. "Total deaths" represents all accidental overdoses including ones for drugs not specified above.

PLEASE NOTE THIS DATA IS PRELIMINARY INFORMATION AND SUSCEPTIBLE TO CHANGE



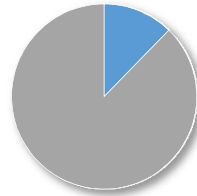
Preliminary Accidental Drug Overdose Data Report
as of testing to February 15, 2022

JANUARY 2021



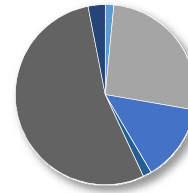
63.69% Other Causes
0.00% Acc. Overdoses Open
36.31% Acc. Overdoses Closed

Gender



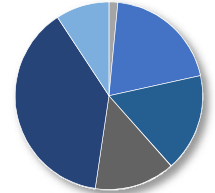
12% Female
88% Male

Race



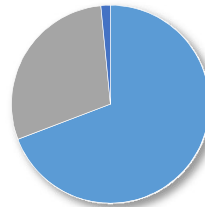
2% Asian
26% Black
14% Latinx
2% Native American
54% White
3% Other/Unknown

Age



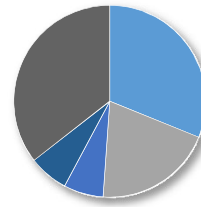
0% <15
20% 15-24
14% 25-34
9% 35-44
17% 45-54
38% 55-64
9% >=65

Fixed Address



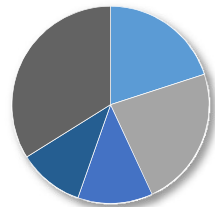
69% Yes (see residence)
29% No
2% Unknown

Residence



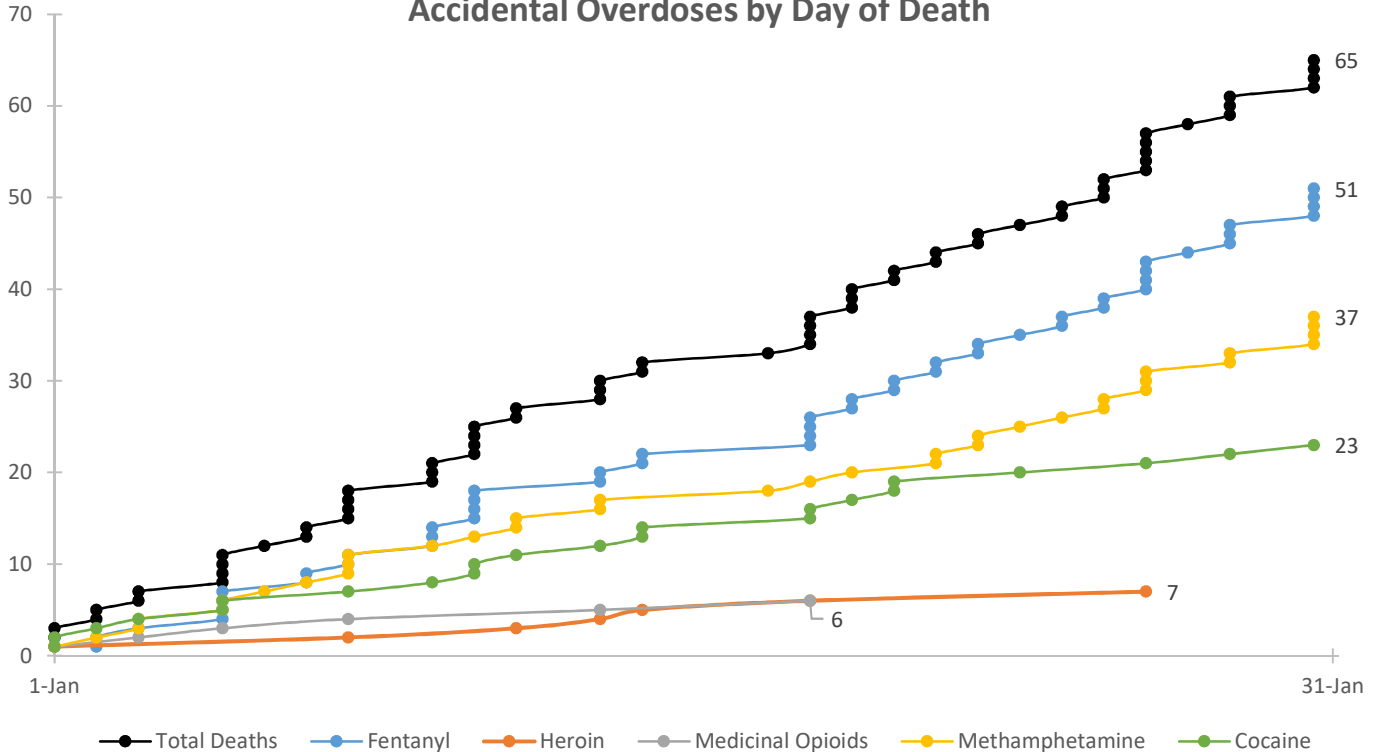
31% Tenderloin (94102)
20% SOMA (94103)
7% Inner Mission (94110)
7% Japantown (94115)
36% Others

Location of Death



20% Tenderloin (94102)
23% SOMA (94103)
12% Nob Hill (94109)
11% Inner Mission (94110)
34% Others

Accidental Overdoses by Day of Death



"Acc. Overdoses Open" cases do not have a final cause and manner of death classification; "Acc. Overdoses Closed" cases have a final cause and manner of death classification.

"No fixed address" denotes community members who may be experiencing homelessness.

"Residence" denotes address where decedent lived; "Location of Death" denotes the location where death was declared. For "Residence" and "Location of Death", the 4 most affected neighborhoods are represented, the "Others" category refers to all other zip codes within the City and County of San Francisco and any of out county residences.

"Gender" refers to gender at time of death.

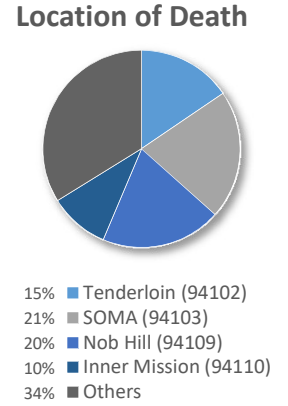
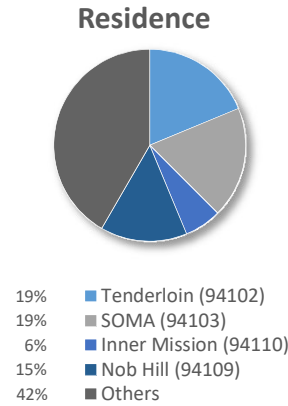
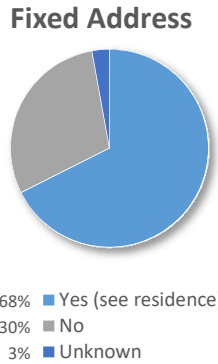
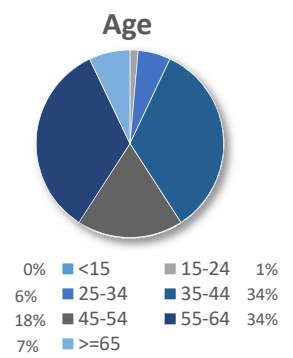
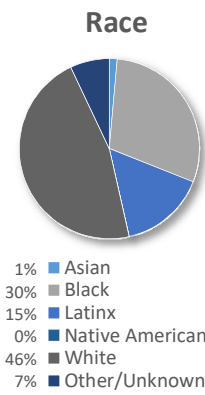
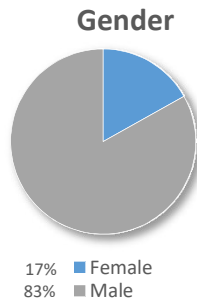
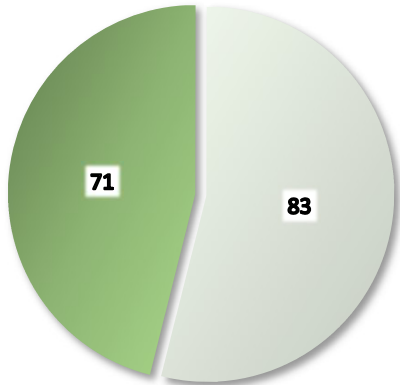
"Total Deaths" denotes Accidental Overdoses where one or more drugs contribute to the cause of death; however, every point for each drug series is inclusive, but not necessarily exclusive, of that drug. "Total deaths" represents all accidental overdoses including ones for drugs not specified above.

PLEASE NOTE THIS DATA IS PRELIMINARY INFORMATION AND SUSCEPTIBLE TO CHANGE

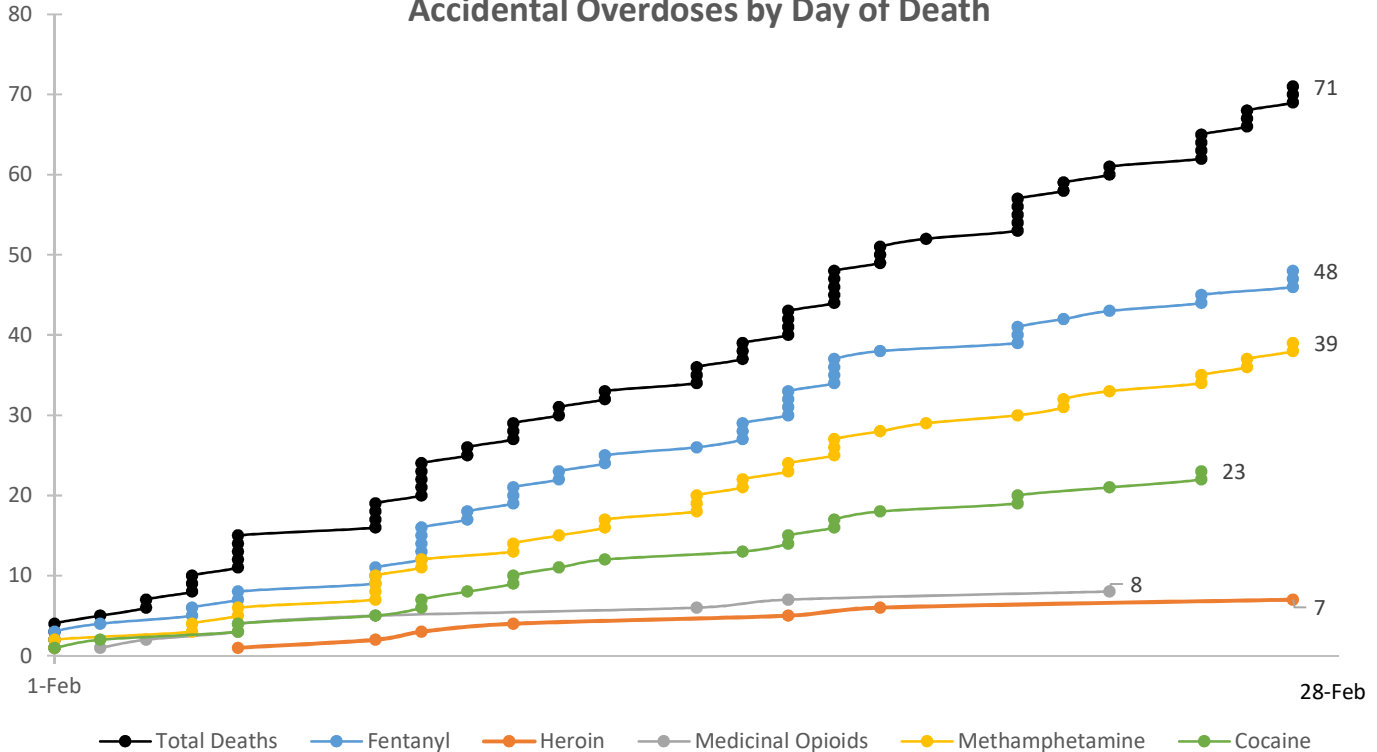


Preliminary Accidental Drug Overdose Data Report
as of testing to February 15, 2022

FEBRUARY 2021



Accidental Overdoses by Day of Death

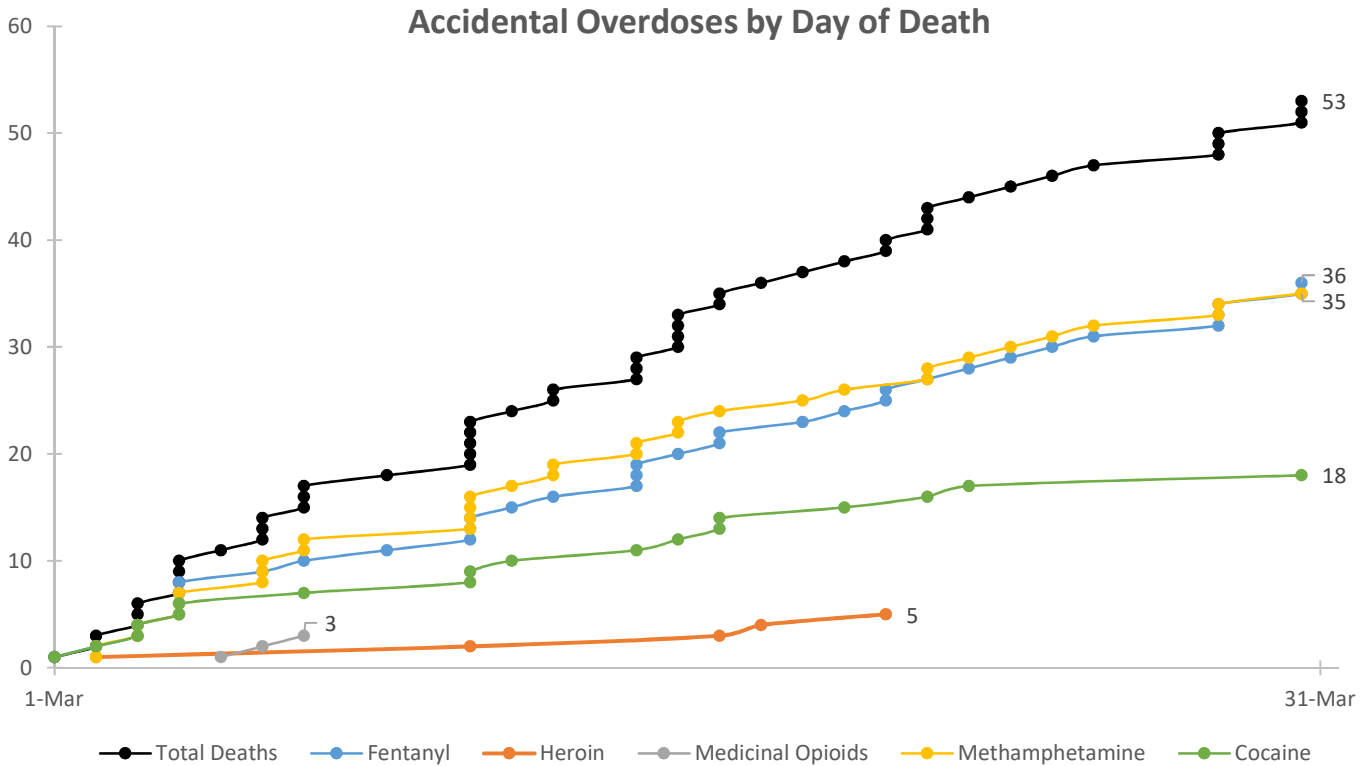
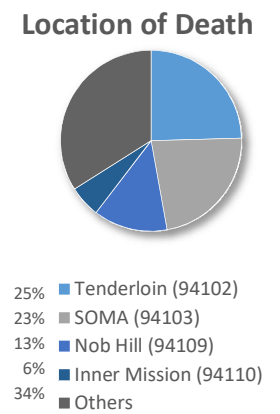
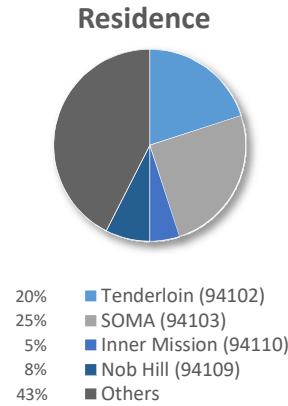
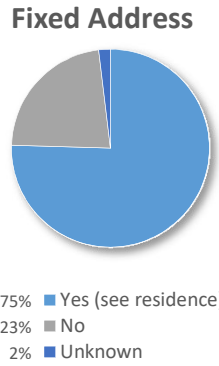
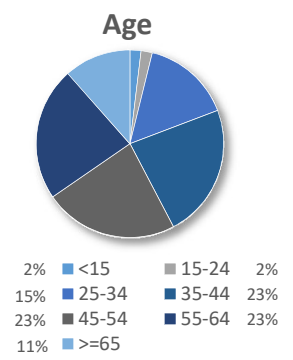
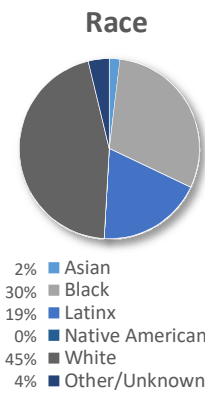
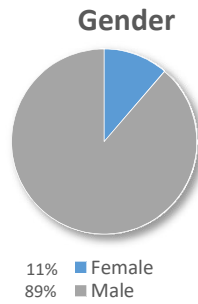
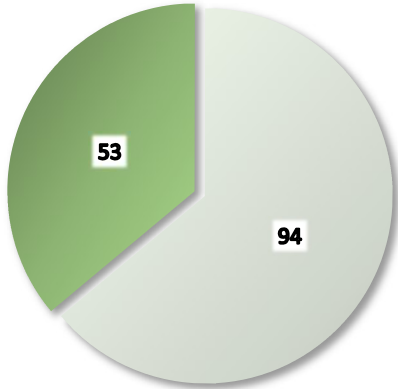


"Acc. Overdoses Open" cases do not have a final cause and manner of death classification; "Acc. Overdoses Closed" cases have a final cause and manner of death classification.
 "No fixed address" denotes community members who may be experiencing homelessness.
 "Residence" denotes address where decedent lived; "Location of Death" denotes the location where death was declared. For "Residence" and "Location of Death", the 4 most affected neighborhoods are represented, the "Others" category refers to all other zip codes within the City and County of San Francisco and any of out county residences.
 "Gender" refers to gender at time of death.
 "Total Deaths" denotes Accidental Overdoses where one or more drugs contribute to the cause of death; however, every point for each drug series is inclusive, but not necessarily exclusive, of that drug. "Total deaths" represents all accidental overdoses including ones for drugs not specified above.



Preliminary Accidental Drug Overdose Data Report
as of testing to February 15, 2022

MARCH 2021

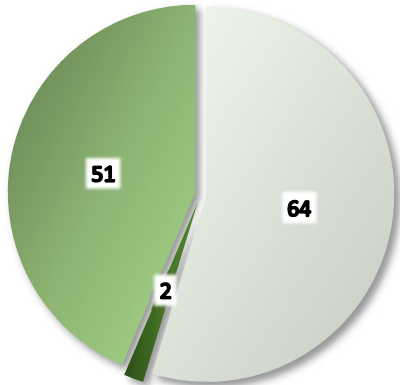


"Acc. Overdoses Open" cases do not have a final cause and manner of death classification; "Acc. Overdoses Closed" cases have a final cause and manner of death classification.
 "No fixed address" denotes community members who may be experiencing homelessness.
 "Residence" denotes address where decedent lived; "Location of Death" denotes the location where death was declared. For "Residence" and "Location of Death", the 4 most affected neighborhoods are represented, the "Others" category refers to all other zip codes within the City and County of San Francisco and any of out county residences.
 "Gender" refers to gender at time of death.
 "Total Deaths" denotes Accidental Overdoses where one or more drugs contribute to the cause of death; however, every point for each drug series is inclusive, but not necessarily exclusive, of that drug. "Total deaths" represents all accidental overdoses including ones for drugs not specified above.



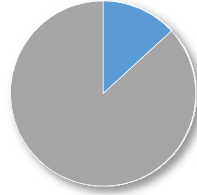
Preliminary Accidental Drug Overdose Data Report
as of testing to February 15, 2022

APRIL 2021



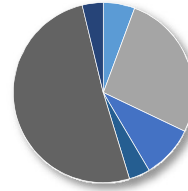
54.70% Other Causes
1.71% Acc. Overdoses Open
43.59% Acc. Overdoses Closed

Gender



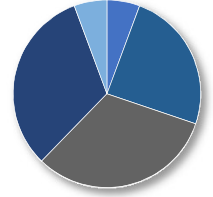
13% Female
87% Male

Race



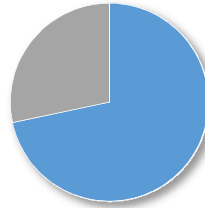
6% Asian
26% Black
9% Latinx
4% Native American
51% White
4% Other/Unknown

Age



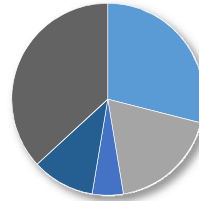
0% <15
6% 15-24
32% 25-34
6% 35-44
25% 45-54
6% 55-64
32% >=65

Fixed Address



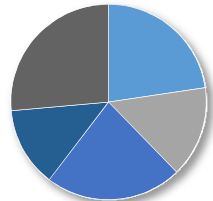
72% Yes (see residence)
28% No

Residence



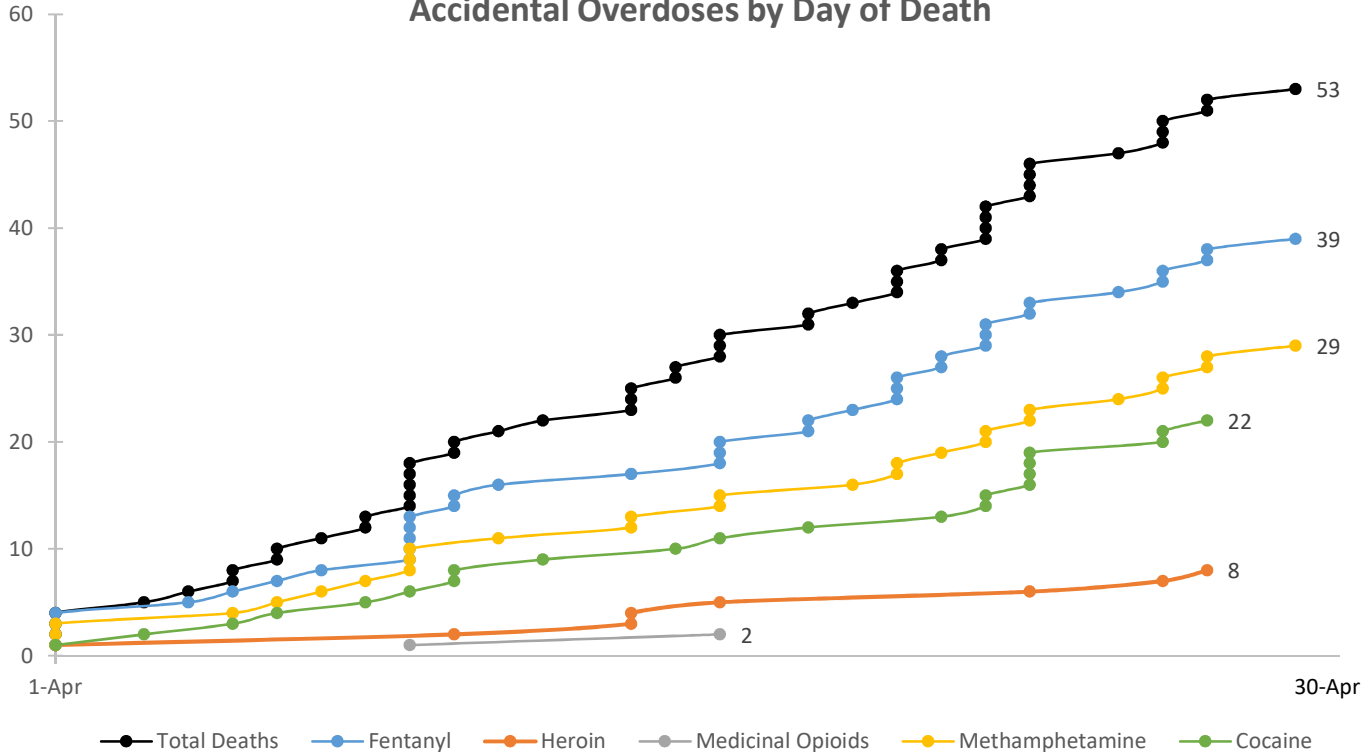
29% Tenderloin (94102)
18% SOMA (94103)
5% Outer Richmond (94121)
11% Nob Hill (94109)
37% Others

Location of Death



23% Tenderloin (94102)
15% SOMA (94103)
23% Nob Hill (94109)
13% Inner Mission (94110)
26% Others

Accidental Overdoses by Day of Death



"Acc. Overdoses Open" cases do not have a final cause and manner of death classification; "Acc. Overdoses Closed" cases have a final cause and manner of death classification.

"No fixed address" denotes community members who may be experiencing homelessness.

"Residence" denotes address where decedent lived; "Location of Death" denotes the location where death was declared. For "Residence" and "Location of Death", the 4 most affected neighborhoods are represented, the "Others" category refers to all other zip codes within the City and County of San Francisco and any of out county residences.

"Gender" refers to gender at time of death.

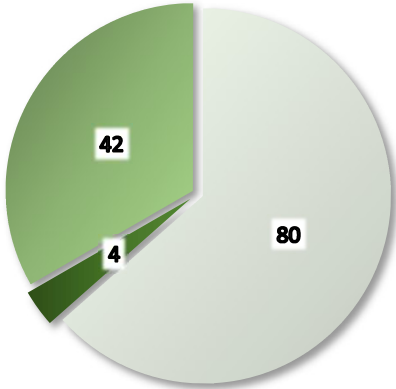
"Total Deaths" denotes Accidental Overdoses where one or more drugs contribute to the cause of death; however, every point for each drug series is inclusive, but not necessarily exclusive, of that drug. "Total deaths" represents all accidental overdoses including ones for drugs not specified above.

PLEASE NOTE THIS DATA IS PRELIMINARY INFORMATION AND SUSCEPTIBLE TO CHANGE



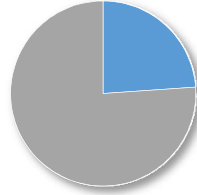
Preliminary Accidental Drug Overdose Data Report
as of testing to February 15, 2022

**MAY
2021**



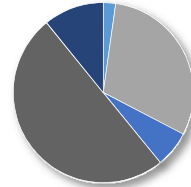
63.49% Other Causes
3.17% Acc. Overdoses Open
33.33% Acc. Overdoses Closed

Gender



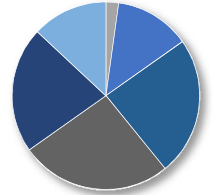
24% Female
76% Male

Race



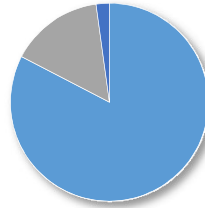
2% Asian
30% Black
7% Latinx
0% Native American
50% White
11% Other/Unknown

Age



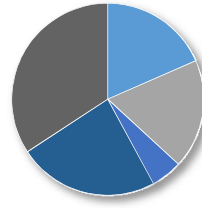
0% <15
13% 15-24
26% 25-34
13% 35-44
24% 45-54
22% >=65

Fixed Address



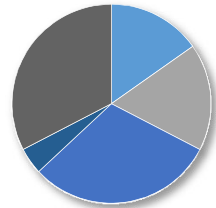
83% Yes (see residence)
15% No
2% Unknown

Residence



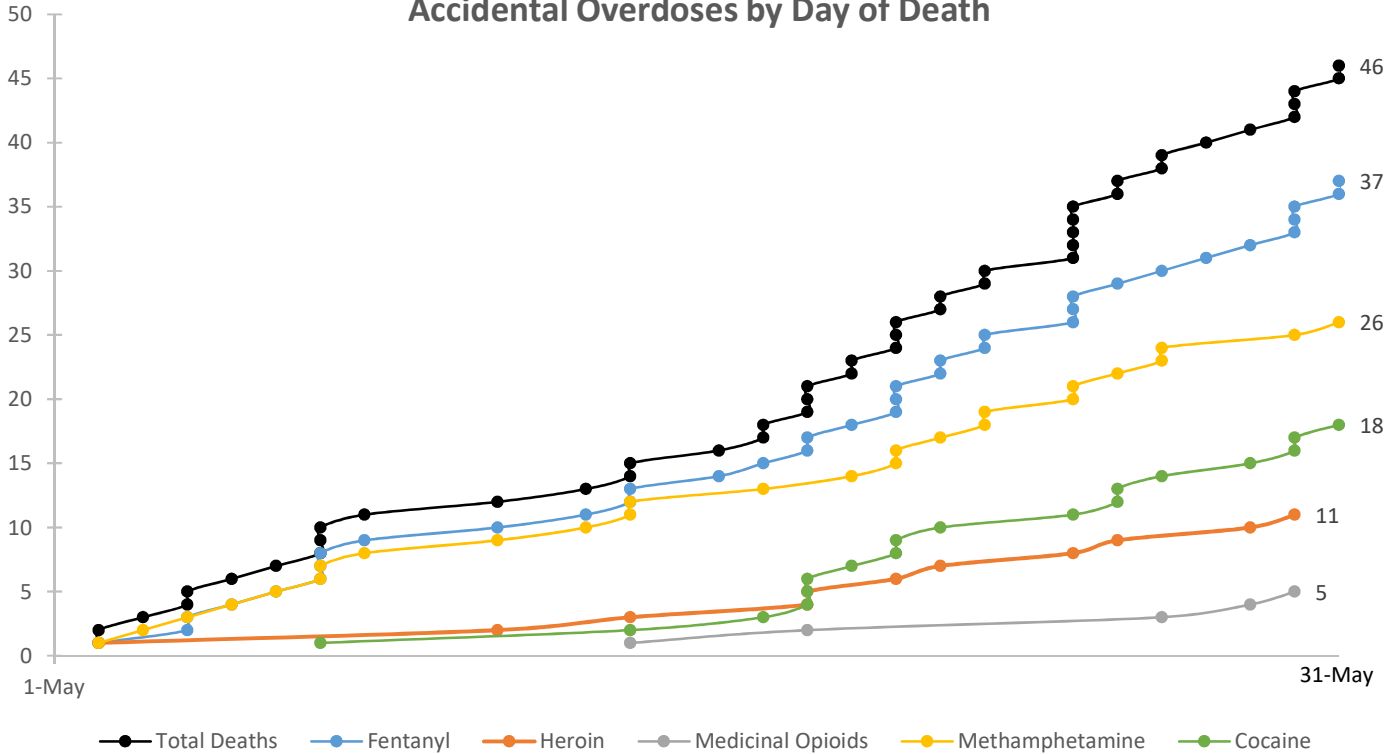
18% Tenderloin (94102)
18% SOMA (94103)
5% Visitacion Valley (94134)
24% Nob Hill (94109)
34% Others

Location of Death



15% Tenderloin (94102)
17% SOMA (94103)
30% Nob Hill (94109)
4% Visitacion Valley (94134)
33% Others

Accidental Overdoses by Day of Death



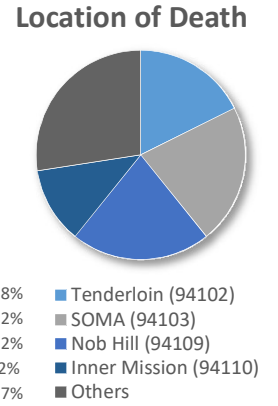
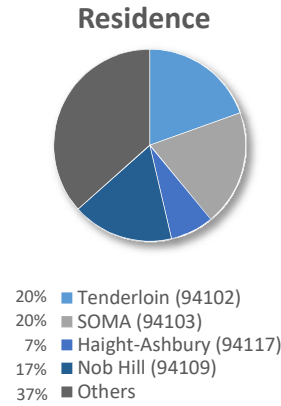
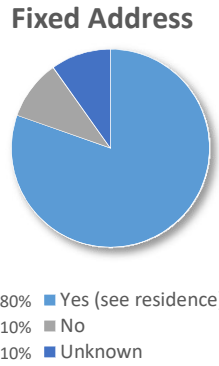
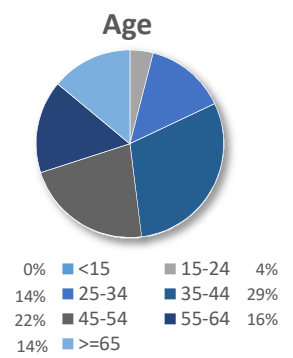
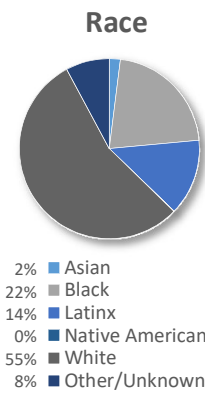
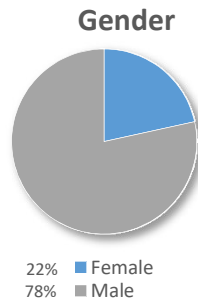
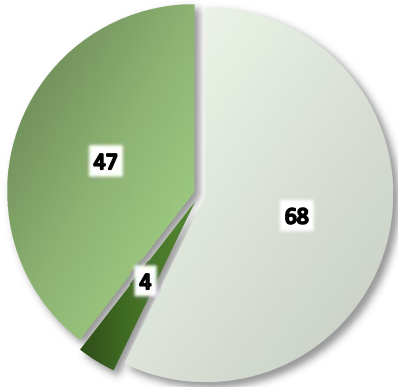
"Acc. Overdoses Open" cases do not have a final cause and manner of death classification; "Acc. Overdoses Closed" cases have a final cause and manner of death classification.
 "No fixed address" denotes community members who may be experiencing homelessness.
 "Residence" denotes address where decedent lived; "Location of Death" denotes the location where death was declared. For "Residence" and "Location of Death", the 4 most affected neighborhoods are represented, the "Others" category refers to all other zip codes within the City and County of San Francisco and any of out county residences.
 "Gender" refers to gender at time of death.
 "Total Deaths" denotes Accidental Overdoses where one or more drugs contribute to the cause of death; however, every point for each drug series is inclusive, but not necessarily exclusive, of that drug. "Total deaths" represents all accidental overdoses including ones for drugs not specified above.

PLEASE NOTE THIS DATA IS PRELIMINARY INFORMATION AND SUSCEPTIBLE TO CHANGE

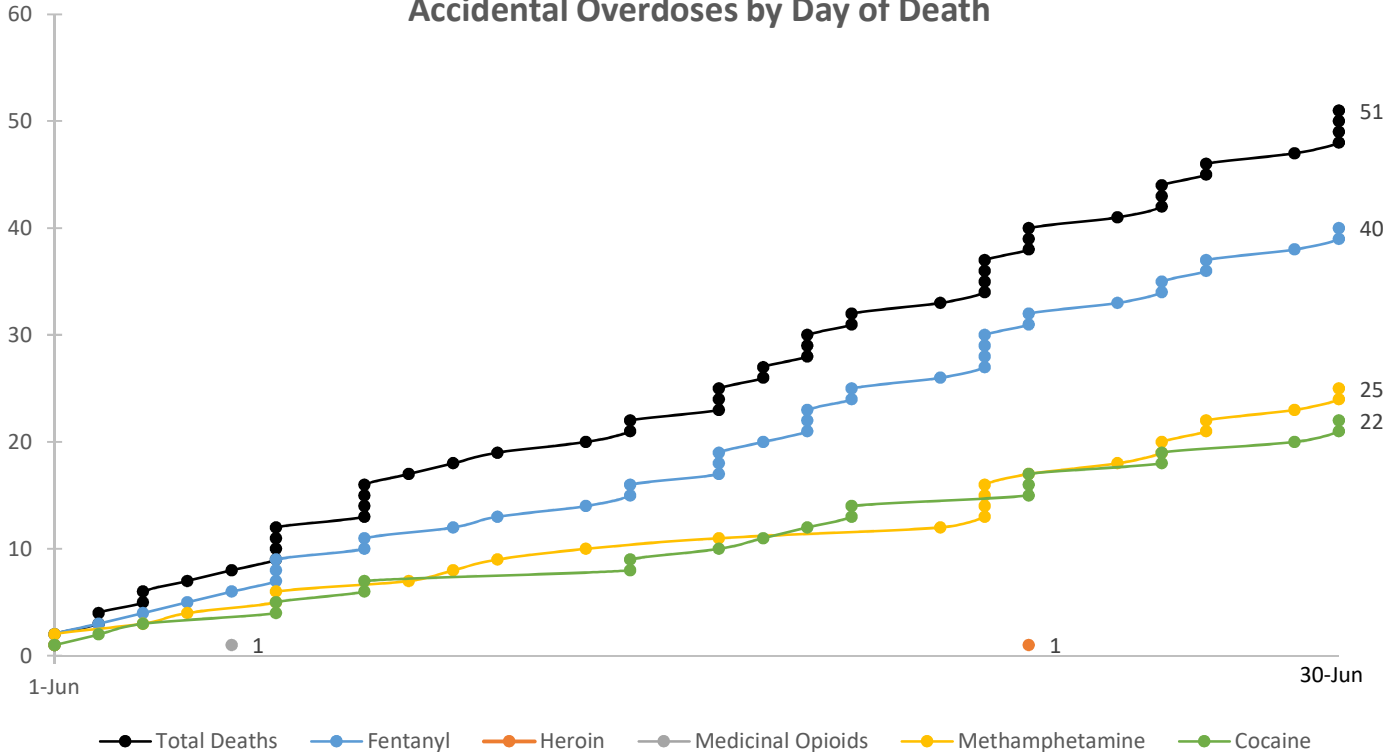


Preliminary Accidental Drug Overdose Data Report
as of testing to February 15, 2022

JUNE 2021



Accidental Overdoses by Day of Death

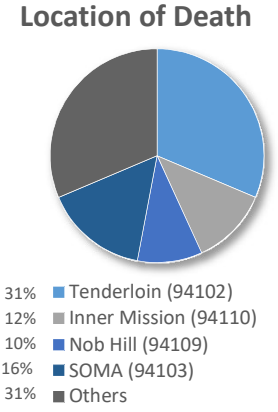
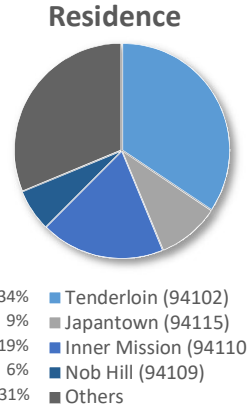
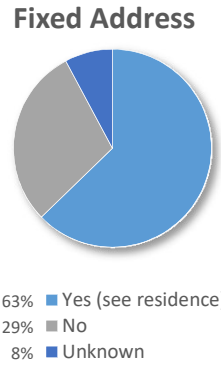
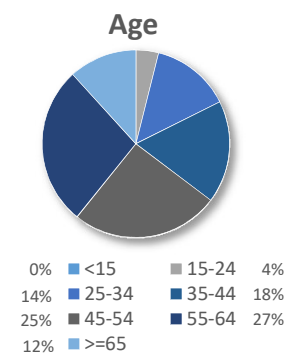
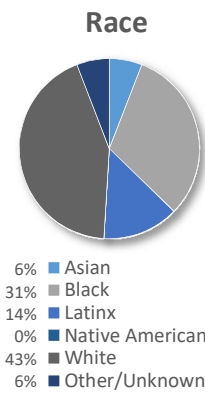
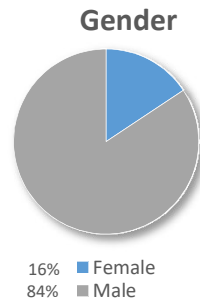
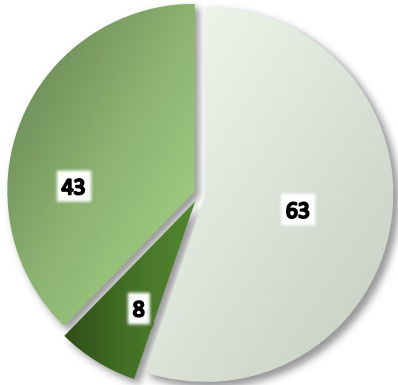


"Acc. Overdoses Open" cases do not have a final cause and manner of death classification; "Acc. Overdoses Closed" cases have a final cause and manner of death classification.
 "No fixed address" denotes community members who may be experiencing homelessness.
 "Residence" denotes address where decedent lived; "Location of Death" denotes the location where death was declared. For "Residence" and "Location of Death", the 4 most affected neighborhoods are represented, the "Others" category refers to all other zip codes within the City and County of San Francisco and any of out county residences.
 "Gender" refers to gender at time of death.
 "Total Deaths" denotes Accidental Overdoses where one or more drugs contribute to the cause of death; however, every point for each drug series is inclusive, but not necessarily exclusive, of that drug. "Total deaths" represents all accidental overdoses including ones for drugs not specified above.

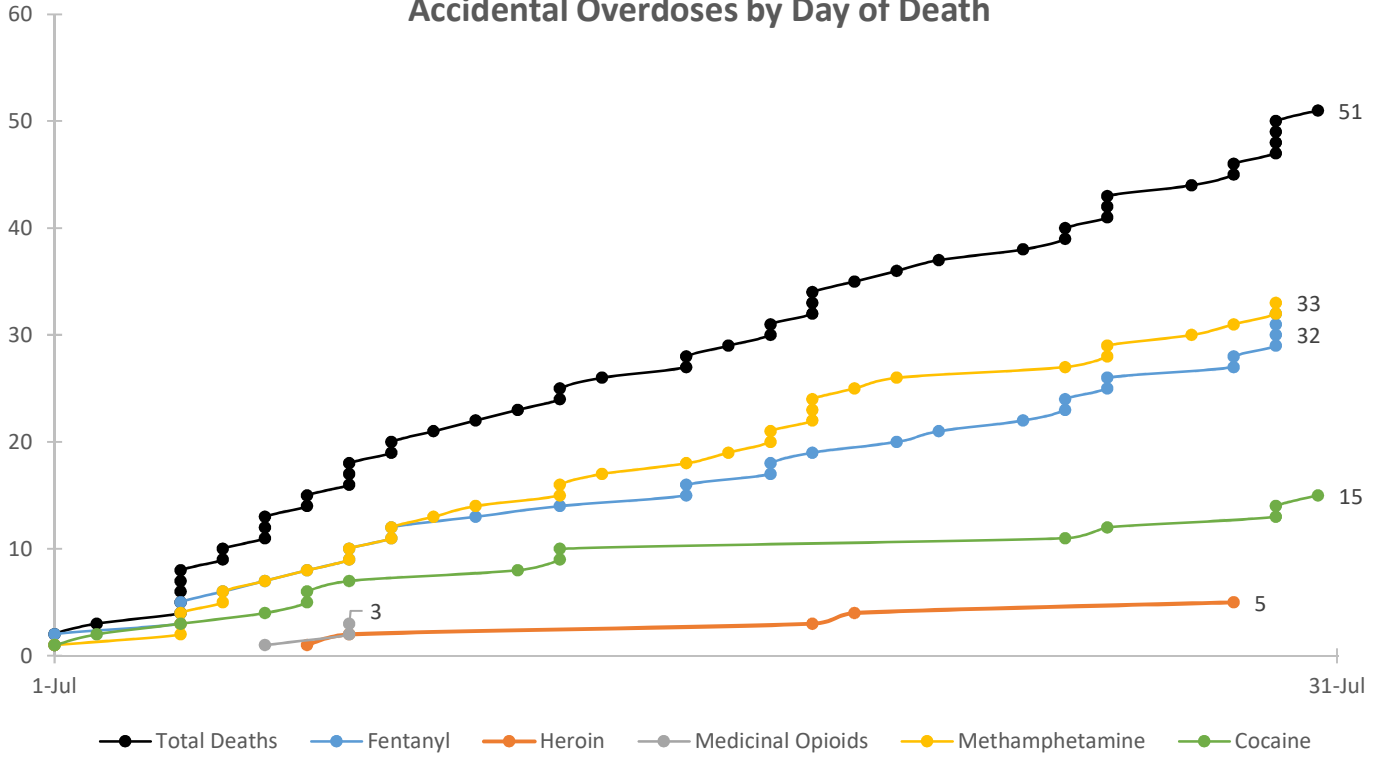


Preliminary Accidental Drug Overdose Data Report
as of testing to February 15, 2022

JULY 2021



Accidental Overdoses by Day of Death

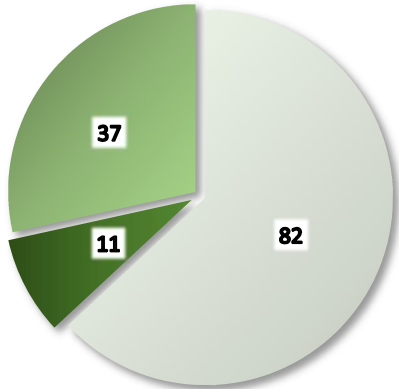


"Acc. Overdoses Open" cases do not have a final cause and manner of death classification; "Acc. Overdoses Closed" cases have a final cause and manner of death classification.
 "No fixed address" denotes community members who may be experiencing homelessness.
 "Residence" denotes address where decedent lived; "Location of Death" denotes the location where death was declared. For "Residence" and "Location of Death", the 4 most affected neighborhoods are represented, the "Others" category refers to all other zip codes within the City and County of San Francisco and any of out county residences.
 "Gender" refers to gender at time of death.
 "Total Deaths" denotes Accidental Overdoses where one or more drugs contribute to the cause of death; however, every point for each drug series is inclusive, but not necessarily exclusive, of that drug. "Total deaths" represents all accidental overdoses including ones for drugs not specified above.



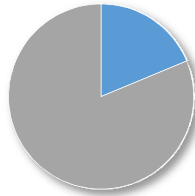
Preliminary Accidental Drug Overdose Data Report
as of testing to February 15, 2022

AUGUST 2021



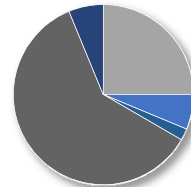
63.08% Other Causes
8.46% Acc. Overdoses Open
28.46% Acc. Overdoses Closed

Gender



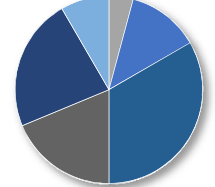
19% Female
81% Male

Race



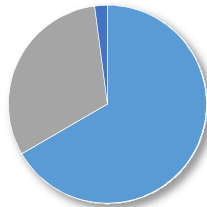
0% Asian
25% Black
6% Latinx
2% Native American
60% White
6% Other/Unknown

Age



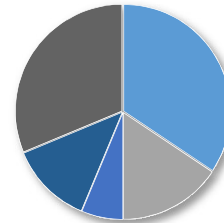
0% <15
13% 25-34
19% 45-54
8% >=65
4% 15-24
33% 35-44
23% 55-64

Fixed Address



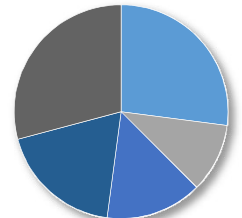
67% Yes (see residence)
31% No
2% Unknown

Residence



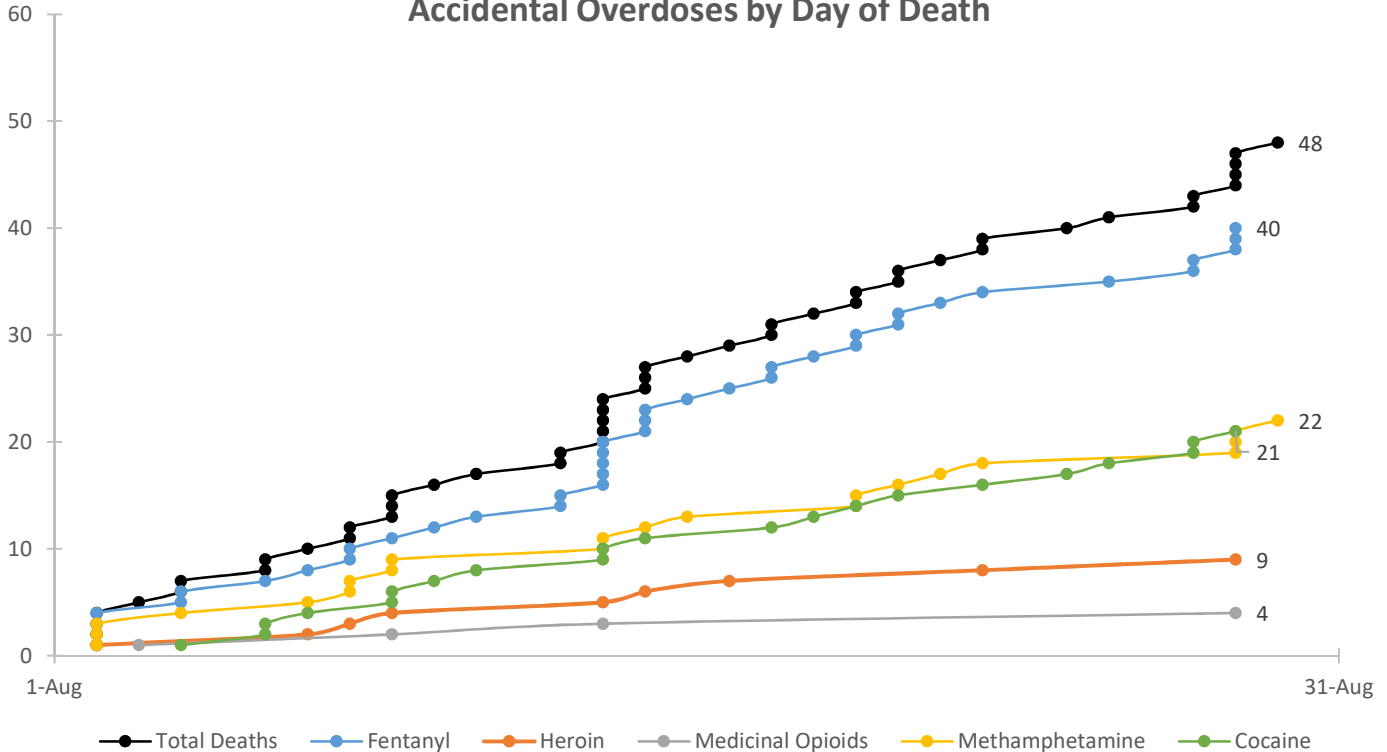
34% Tenderloin (94102)
16% SOMA (94103)
6% Inner Mission (94110)
13% Nob Hill (94109)
31% Others

Location of Death



27% Tenderloin (94102)
10% Inner Mission (94110)
15% Nob Hill (94109)
19% SOMA (94103)
29% Others

Accidental Overdoses by Day of Death



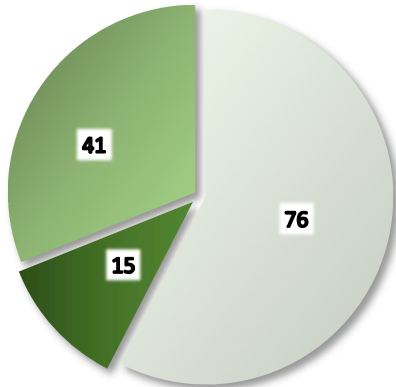
"Acc. Overdoses Open" cases do not have a final cause and manner of death classification; "Acc. Overdoses Closed" cases have a final cause and manner of death classification.
 "No fixed address" denotes community members who may be experiencing homelessness.
 "Residence" denotes address where decedent lived; "Location of Death" denotes the location where death was declared. For "Residence" and "Location of Death", the 4 most affected neighborhoods are represented, the "Others" category refers to all other zip codes within the City and County of San Francisco and any of out county residences.
 "Gender" refers to gender at time of death.
 "Total Deaths" denotes Accidental Overdoses where one or more drugs contribute to the cause of death; however, every point for each drug series is inclusive, but not necessarily exclusive, of that drug. "Total deaths" represents all accidental overdoses including ones for drugs not specified above.

PLEASE NOTE THIS DATA IS PRELIMINARY INFORMATION AND SUSCEPTIBLE TO CHANGE

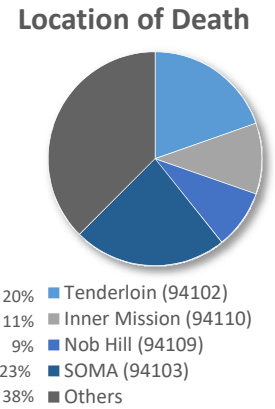
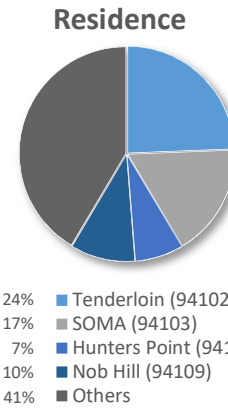
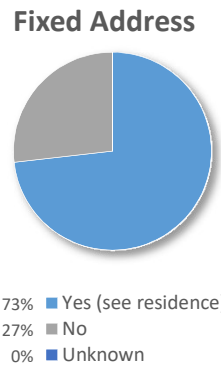
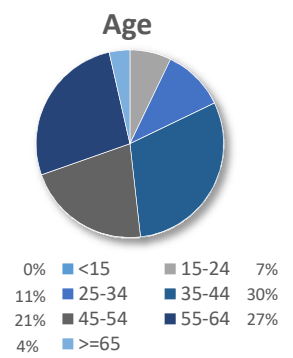
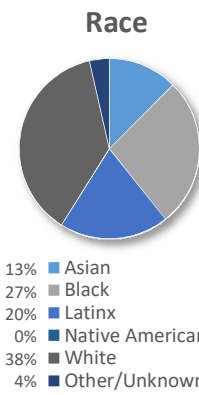
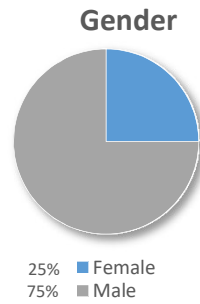


Preliminary Accidental Drug Overdose Data Report
as of testing to February 15, 2022

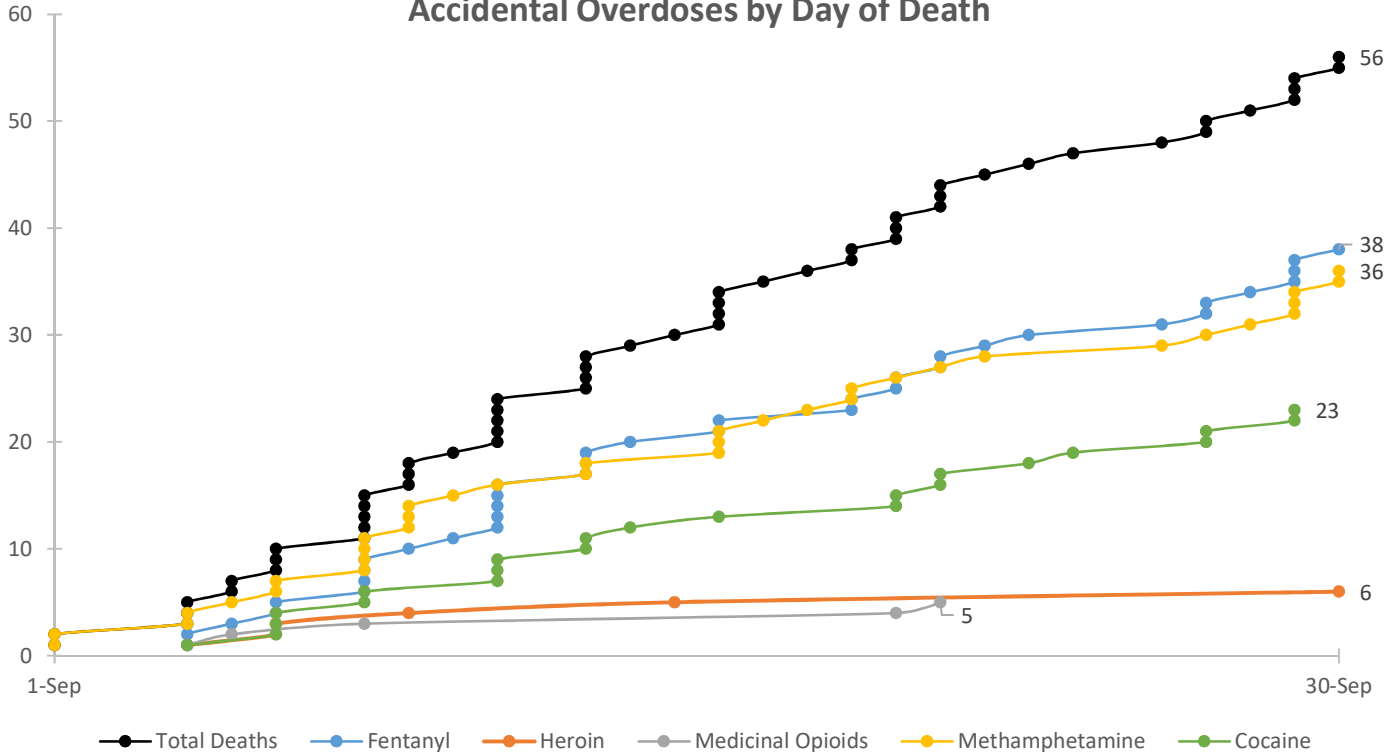
SEPTEMBER 2021



57.58% Other Causes
11.36% Acc. Overdoses Open
31.06% Acc. Overdoses Closed



Accidental Overdoses by Day of Death

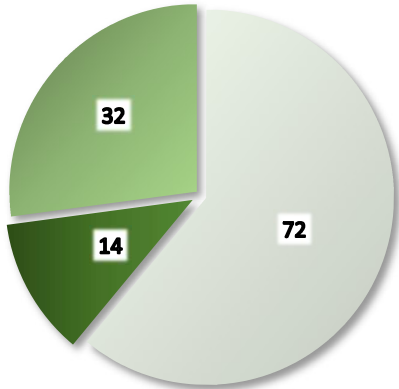


"Acc. Overdoses Open" cases do not have a final cause and manner of death classification; "Acc. Overdoses Closed" cases have a final cause and manner of death classification.
 "No fixed address" denotes community members who may be experiencing homelessness.
 "Residence" denotes address where decedent lived; "Location of Death" denotes the location where death was declared. For "Residence" and "Location of Death", the 4 most affected neighborhoods are represented, the "Others" category refers to all other zip codes within the City and County of San Francisco and any of out county residences.
 "Gender" refers to gender at time of death.
 "Total Deaths" denotes Accidental Overdoses where one or more drugs contribute to the cause of death; however, every point for each drug series is inclusive, but not necessarily exclusive, of that drug. "Total deaths" represents all accidental overdoses including ones for drugs not specified above.

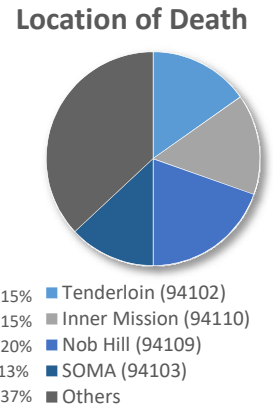
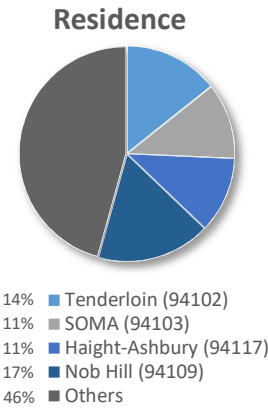
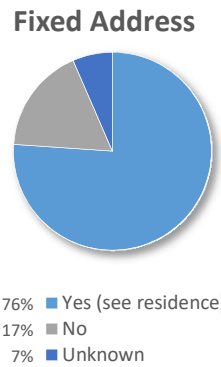
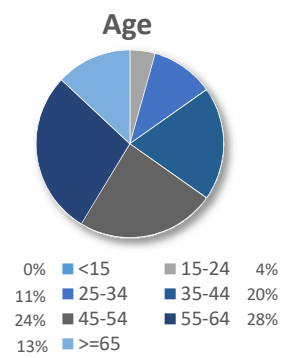
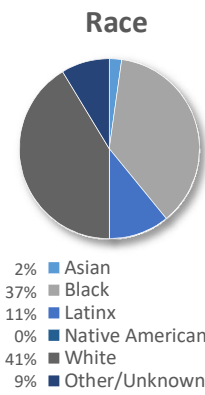
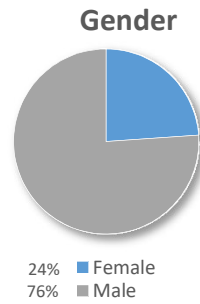


Preliminary Accidental Drug Overdose Data Report
as of testing to February 15, 2022

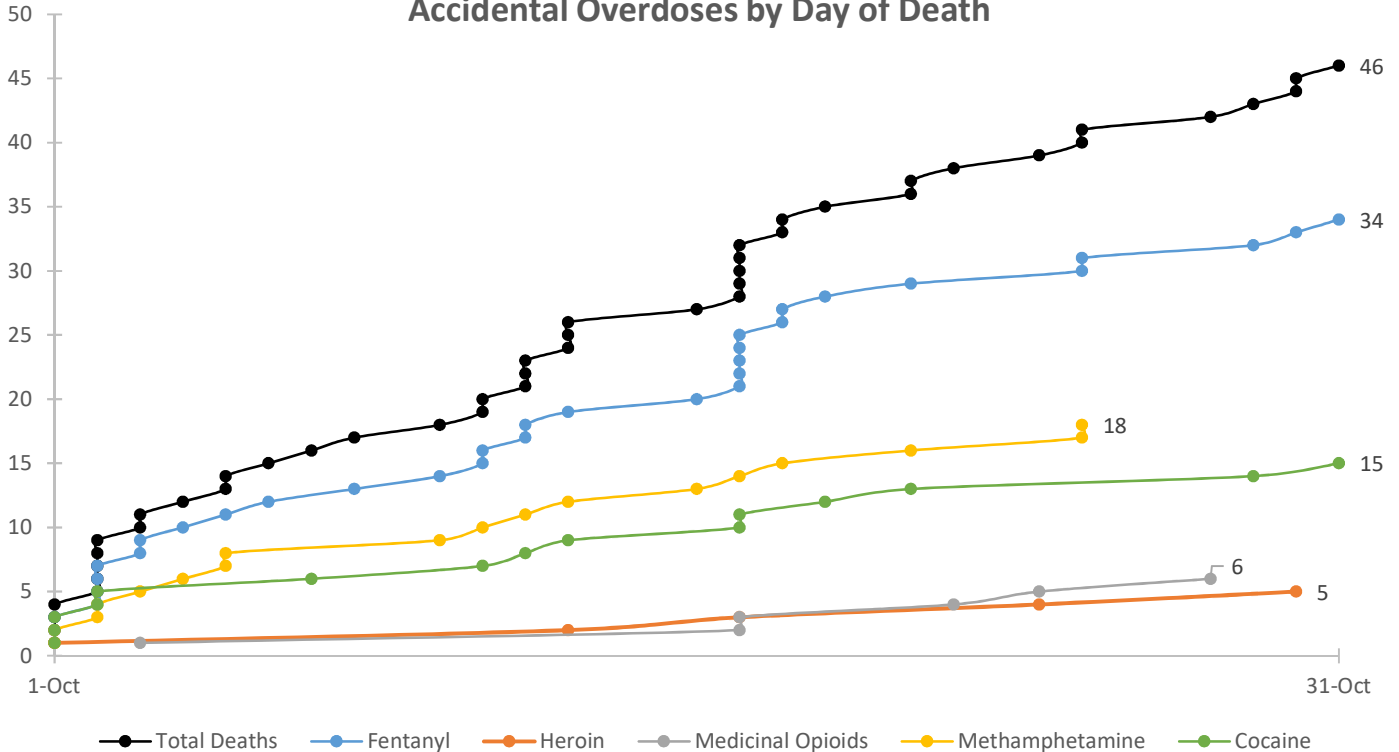
OCTOBER 2021



61.02% Other Causes
11.86% Acc. Overdoses Open
27.12% Acc. Overdoses Closed



Accidental Overdoses by Day of Death

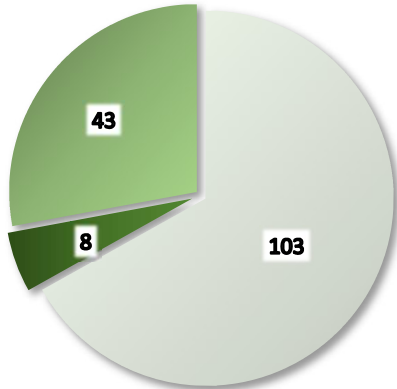


"Acc. Overdoses Open" cases do not have a final cause and manner of death classification; "Acc. Overdoses Closed" cases have a final cause and manner of death classification.
 "No fixed address" denotes community members who may be experiencing homelessness.
 "Residence" denotes address where decedent lived; "Location of Death" denotes the location where death was declared. For "Residence" and "Location of Death", the 4 most affected neighborhoods are represented, the "Others" category refers to all other zip codes within the City and County of San Francisco and any of out county residences.
 "Gender" refers to gender at time of death.
 "Total Deaths" denotes Accidental Overdoses where one or more drugs contribute to the cause of death; however, every point for each drug series is inclusive, but not necessarily exclusive, of that drug. "Total deaths" represents all accidental overdoses including ones for drugs not specified above.

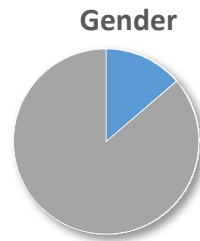


Preliminary Accidental Drug Overdose Data Report
as of testing to February 15, 2022

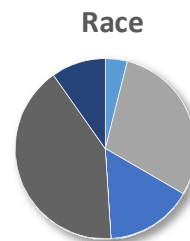
NOVEMBER 2021



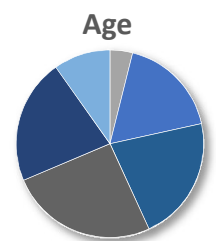
66.88% Other Causes
5.19% Acc. Overdoses Open
27.92% Acc. Overdoses Closed



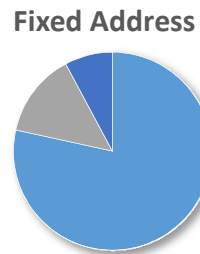
14% Female
86% Male



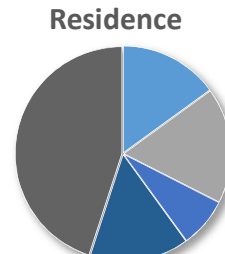
4% Asian
29% Black
16% Latinx
0% Native American
41% White
10% Other/Unknown



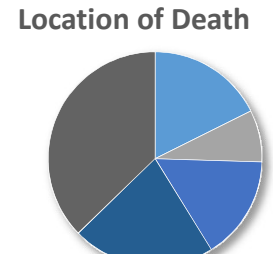
0% <15
4% 15-24
18% 25-34
22% 35-44
25% 45-54
22% 55-64
10% >=65



78% Yes (see residence)
14% No
8% Unknown

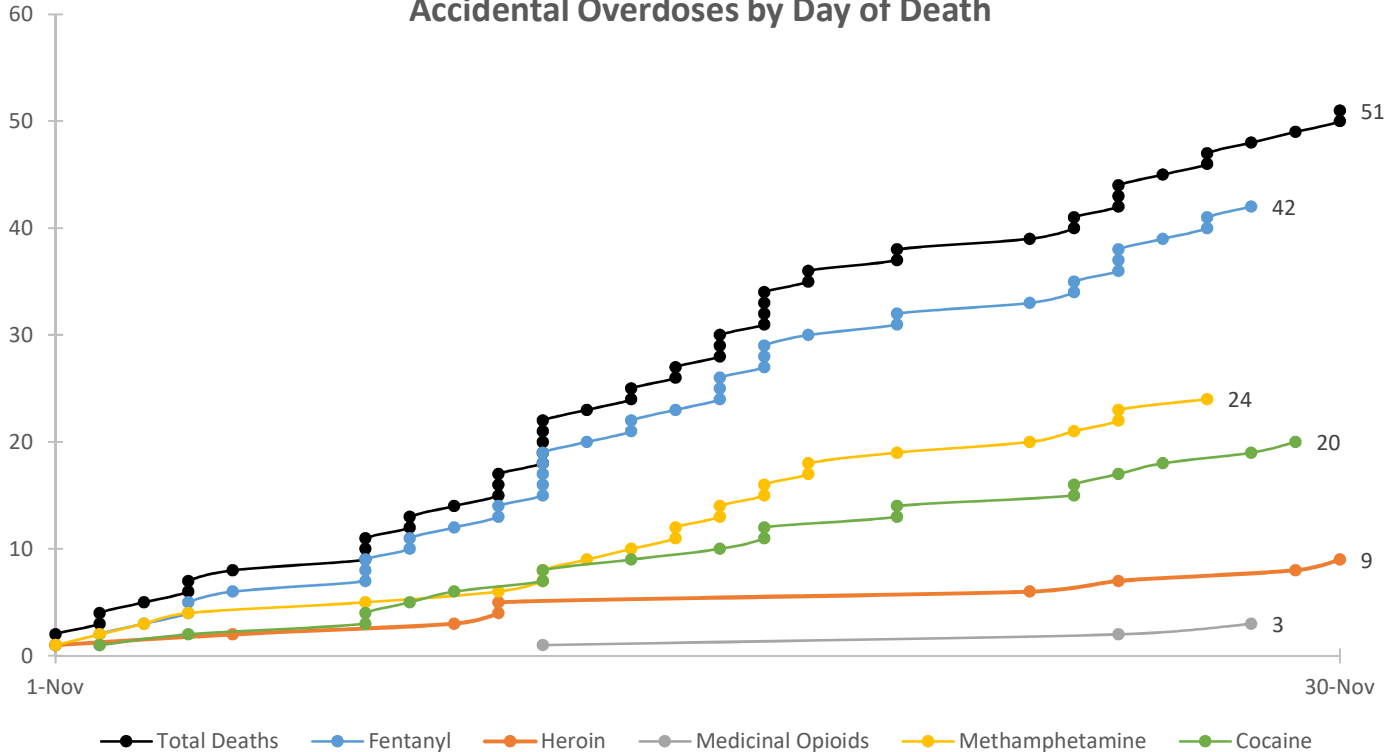


15% Tenderloin (94102)
18% SOMA (94103)
8% Marina (94123)
15% Nob Hill (94109)
45% Others



18% Tenderloin (94102)
8% Inner Mission (94110)
16% Nob Hill (94109)
22% SOMA (94103)
37% Others

Accidental Overdoses by Day of Death

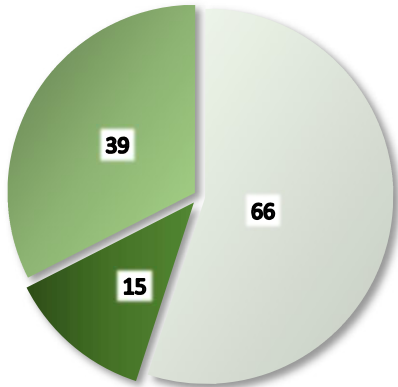


"Acc. Overdoses Open" cases do not have a final cause and manner of death classification; "Acc. Overdoses Closed" cases have a final cause and manner of death classification.
 "No fixed address" denotes community members who may be experiencing homelessness.
 "Residence" denotes address where decedent lived; "Location of Death" denotes the location where death was declared. For "Residence" and "Location of Death", the 4 most affected neighborhoods are represented, the "Others" category refers to all other zip codes within the City and County of San Francisco and any of out county residences.
 "Gender" refers to gender at time of death.
 "Total Deaths" denotes Accidental Overdoses where one or more drugs contribute to the cause of death; however, every point for each drug series is inclusive, but not necessarily exclusive, of that drug. "Total deaths" represents all accidental overdoses including ones for drugs not specified above.

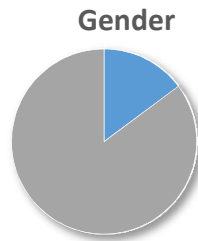


Preliminary Accidental Drug Overdose Data Report
as of testing to February 15, 2022

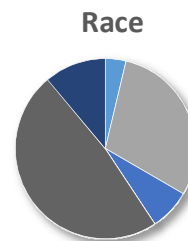
DECEMBER 2021



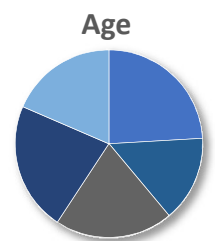
55.00% Other Causes
12.50% Acc. Overdoses Open
32.50% Acc. Overdoses Closed



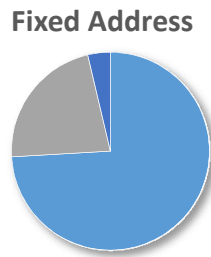
15% Female
85% Male



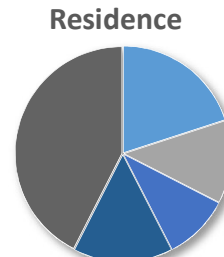
4% Asian
30% Black
7% Latinx
0% Native American
48% White
11% Other/Unknown



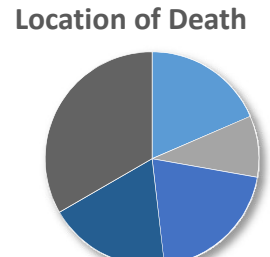
0% <15
24% 25-34
20% 45-54
19% >=65
0% 15-24
15% 35-44
22% 55-64



74% Yes (see residence)
22% No
4% Unknown

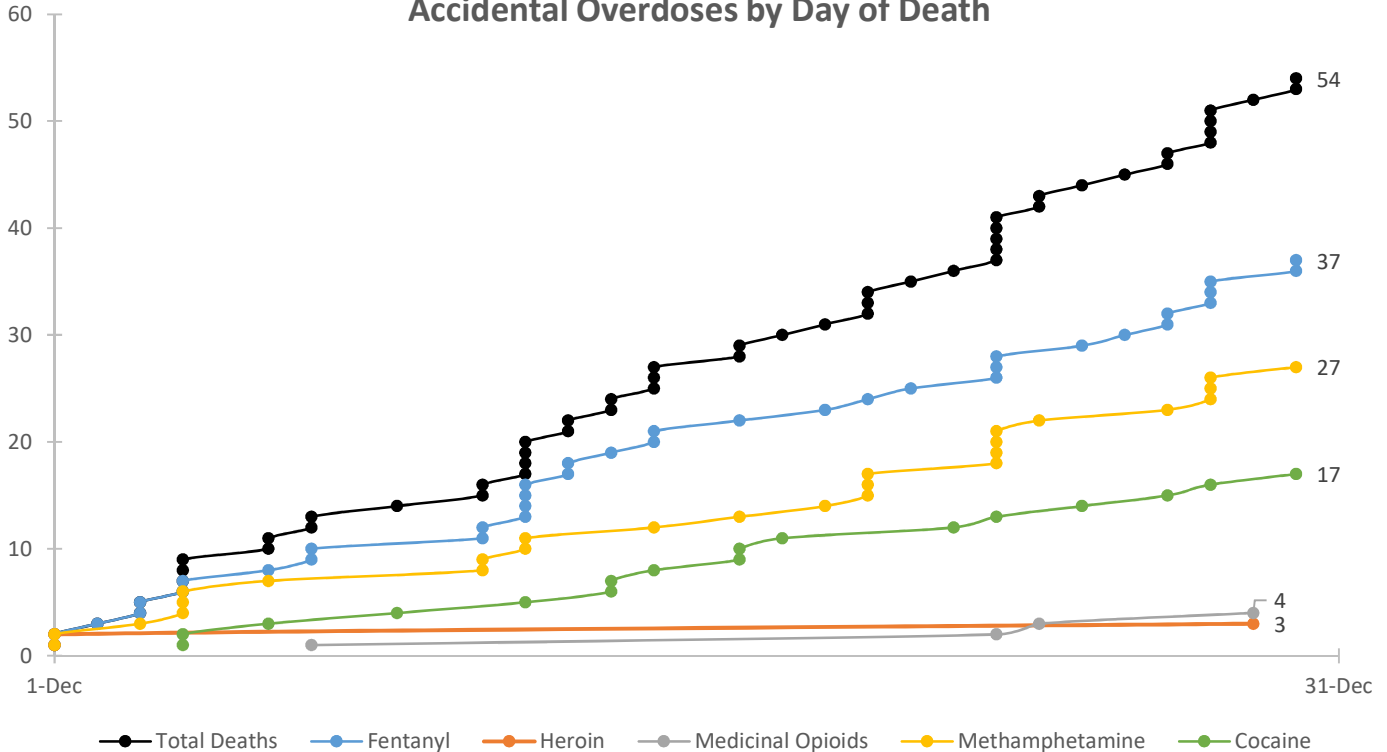


20% Tenderloin (94102)
13% SOMA (94103)
10% Ingleside-Excelsior (94112)
15% Nob Hill (94109)
43% Others



19% Tenderloin (94102)
9% Inner Mission (94110)
20% Nob Hill (94109)
19% SOMA (94103)
33% Others

Accidental Overdoses by Day of Death



"Acc. Overdoses Open" cases do not have a final cause and manner of death classification; "Acc. Overdoses Closed" cases have a final cause and manner of death classification.
 "No fixed address" denotes community members who may be experiencing homelessness.
 "Residence" denotes address where decedent lived; "Location of Death" denotes the location where death was declared. For "Residence" and "Location of Death", the 4 most affected neighborhoods are represented, the "Others" category refers to all other zip codes within the City and County of San Francisco and any of out county residences.
 "Gender" refers to gender at time of death.
 "Total Deaths" denotes Accidental Overdoses where one or more drugs contribute to the cause of death; however, every point for each drug series is inclusive, but not necessarily exclusive, of that drug. "Total deaths" represents all accidental overdoses including ones for drugs not specified above.